


TRD-48 shown with
optional Oak Log Kit



TRADITIONAL SERIES
FIREPLACE & INSERT ELECTRIC FIREPLACES

Amantii

TRADITIONAL BEAUTY REVAMPED

MODERN TECHNOLOGY WITH CLASSIC INSERT FEATURES

The Traditional Series takes inspiration by it's timeless yet elegant style and exceptional quality. The heater and vents are concealed in the inner top of the unit and allows for a true clean appearance. Enjoy the brilliant flames of your fireplace even while the heat is off for ambiance during every season. This timeless fireplace will allow you to breathe new life into any space while adding warmth and ambiance.

KEY FEATURES

- 

Zero emissions, compared to gas and wood, but with traditional looks
- 

Approved for Indoor and Outdoor Use
- 

State of the art Fire and Ice® flame set with a click of the remote change the flame from traditional colors such as orange to more contemporary blue, purple, rose and violet colors
- 

Can produce up to 1200W 4096 BTU heat, Heats approx. 400 sq ft
- 

2 stage heater
Flame operates with our without heat
- 

Hard wire ready
Thermostat hard wire ready
- 

Remote control for flame and heater
- 

2 Flame sets. Ambient canopy lighting in 13 colors illuminates media like never before
- 

Heater is located in inner top of the unit, thus allowing the heat to cascade down over the top of the glass
- 

Hidden venting allows for a true clean face appearance

TECHNICAL SPECIFICATIONS

| | |
|-------------|-----------------------------------|
| Volts | 120V 60Hz |
| Amps | 10 |
| Watts | 1200 W |
| Heater On | 1200 watts high, 600 watts low |
| Heater Off | 22 watts |
| Rotor Motor | 1 at 5 watts |
| BTU | 4096 |

SERIES MODELS:

| | |
|--------|--------|
| TRD-26 | TRD-38 |
| TRD-30 | TRD-44 |
| TRD-33 | TRD-48 |



TRD-38

*Height, Width, Depth: 27 1/4" x 37 1/8" x 12 3/8"
Glass Viewing Opening & Size: 23 5/8" x 35 1/4"
**Shipping Size: 29 5/8" x 41 6/8" x 15 4/8"
Shipping Weight: 101.4 lbs. Glass Included



TRD-44

*Height, Width, Depth: 31 5/8" x 43 1/4" x 13 3/4"
Glass Viewing Opening & Size: 28 1/8" x 41 3/8"
**Shipping Size: 34" x 47 6/8" x 16 7/8"
Shipping Weight: 133.8 lbs. Glass Included

TRD-26



*Height, Width, Depth: 16 3/4" x 25 1/4" x 11 3/8"
Glass Viewing Opening & Size: 13 1/4" x 23 3/8"
**Shipping Size: 21 4/8" x 33 7/8" x 14 5/8"
Shipping Weight: 57.5 lbs. Glass Included

TRD-30



*Height, Width, Depth: 19 1/8" x 29 3/8" x 11 3/8"
Glass Viewing Opening & Size: 15 1/2" x 27 1/2"
**Shipping Size: 21 4/8" x 33 7/8" x 14 5/8"
Shipping Weight: 68.6 lbs. Glass Included

TRD-33



*Height, Width, Depth: 22 1/4" x 31 3/4" x 11 3/8"
Glass Viewing Opening & Size: 18 3/4" x 29 7/8"
**Shipping Size: 24 5/8" x 36 2/8" x 14 5/8"
Shipping Weight: 78 lbs. Glass Included

INCLUDED ACCESSORIES

10 piece Birch log set, charcoal grey real fireglass media and two bags of vermiculite, in black and white, plus a remote. The 44 & 48 models come with two 10 piece Birch log sets.

A steel trim and glass inlay are included for the 26, 30, 33 & 38 models only.



DESIGN-MEDIA-BIRCH-10PCE

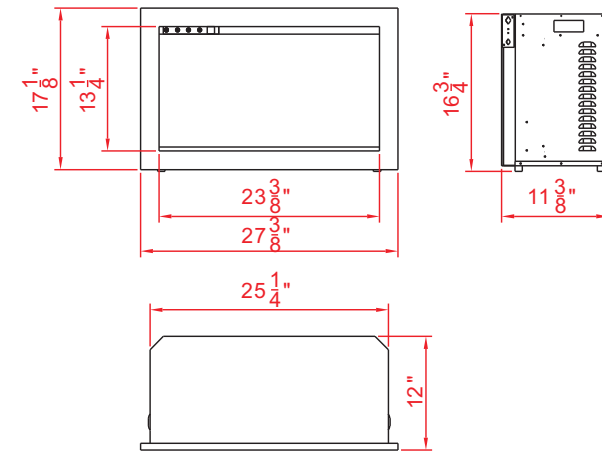
*Remote control may not be exactly as shown

TRD-48 shown with optional Fireglass

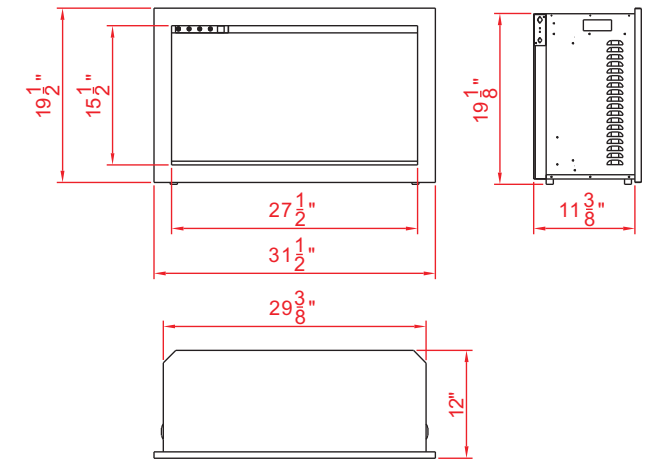
TRD-48

*Height, Width, Depth: 41 1/8" x 47 1/4" x 13 3/4"
Glass Viewing Opening & Size: 38 5/8" x 45 3/8"
**Shipping Size: 44" x 51 6/8" x 16 7/8"
Shipping Weight: 170.4 lbs. Glass Included

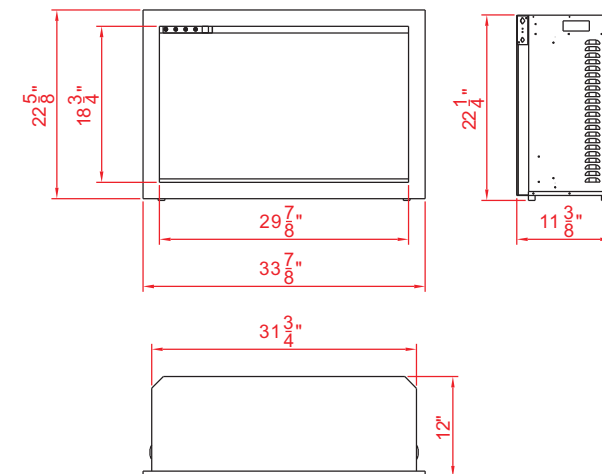
TRD-26



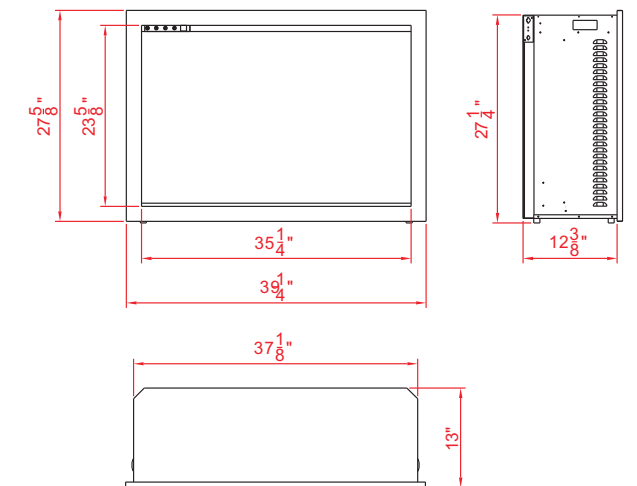
TRD-30



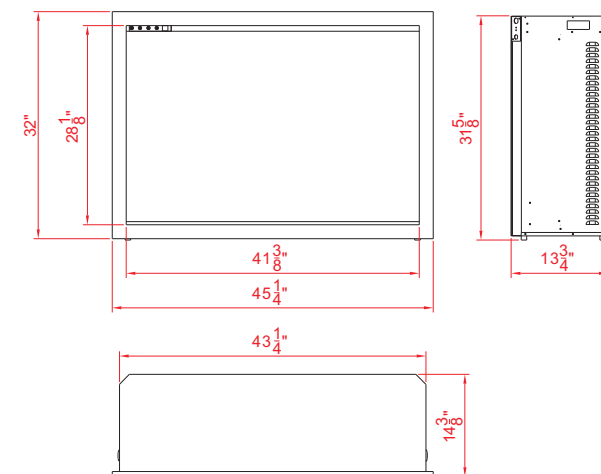
TRD-33



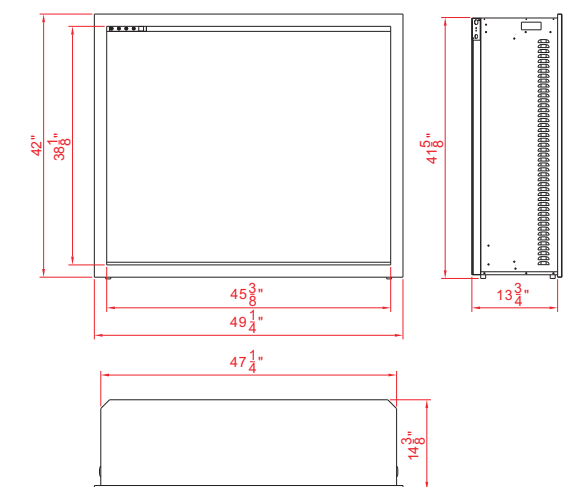
TRD-38



TRD-44



TRD-48






TRD-44 shown with optional Oak Logs



TRD-33 shown with Birch Logs



TRD-48 shown with optional Fireglass



TRD-30 shown with optional Fireglass and optional 4-sided trim



TRD-38 shown with optional Oak Logs

TRADITIONAL SERIES | FIREPLACE & INSERT ELECTRIC FIREPLACES

FIRE GLASS

Our decorative fire glass media is a beautiful addition to your fireplace. Turn your fireplace into a expressive work of art by simply adding our decorative fire glass media. Our fire glass adds a distinctly modern feel to your gas fireplace - mix colors and textures for a unique appearance.

Our decorative fire glass is tempered and will not melt or degrade, some discoloration is normal on glass that is placed directly on the flame. Always wear protective gloves when handling fire glass media.

One 5lb container of media will cover 1 square foot.

| | | | | | |
|--------------------------|----------------|---------------|---------------|----------------|----------------|
| AMSF-GLASS-01 | AMSF-GLASS-02 | AMSF-GLASS-03 | AMSF-GLASS-04 | AMSF-GLASS-05 | |
| | | | | | |
| AMSF-GLASS-06 | AMSF-GLASS-07 | AMSF-GLASS-08 | AMSF-GLASS-09 | AMSF-GLASS-10 | |
| | | | | | |
| Decorative Media Options | | | | | |
| AMSF-GLASS-11 | AMSF-GLASS-12 | AMSF-GLASS-13 | AMSF-GLASS-14 | FI-105-DIAMOND | FI-106-DIAMOND |
| | | | | | |
| FI-107-DIAMOND | FI-109 DIAMOND | LOG SET | LRG LOG SET | CLEAR | |
| | | | | | |

DESIGNER MEDIA KITS

Add incredible value with designer media kits including deluxe log sets, glass and stone media and decorative embers.

| | | | |
|--|--|--|---|
| DESIGN-MEDIA-BIRCH-10PCE | | DESIGN-MEDIA-OAK-10PCE | |
| | | | |
| DESIGN-MEDIA-14PCE | | DESIGN-MEDIA-BIRCH-15PCE | DESIGN-MEDIA-15PCE |
| | | | |
| 14-piece log | | 15-piece Birch log | 15-piece Drift log |
| | | | |
| Black fire glass 90-piece pebble Rocks Embers 1 Embers 2 Embers 3 Embers 4 | | Black fire glass 90-piece pebble Rocks Embers 1 Embers 2 Embers 3 Embers 4 | Black fire glass Embers 1 Embers 3 90-piece pebble Rocks Embers 2 & 4 |
| DESIGN-MEDIA-6PCE | | | |
| | | | |
| 6-piece log | | | |
| | | | |
| Black fire glass 90-piece pebble Rocks Embers 1 Embers 2 Embers 3 Embers 4 | | | |

Images are not to scale, please visit your local dealer to view the actual accessories.

Variations in the color and shade are inherent in all printing processes, the actual colors may vary slightly from those shown.


Note: Log sets and Designer Media Kits will fit in all sizes of the following models - Panorama DEEP, TRU VIEW XL and CUBE ONLY. (Depending on the size of the fireplace model, some logs may not be needed.)

TRIMS

3-sided and 4-sided trims are made of 22 gauge metal, and available for the 26, 30, 33, 38 models.



3-sided trim



4-sided trim



TRD-33 Insert shown with Birch Logs and optional 4-sided trim



TRD-38 shown with optional Fireglass and optional 4-sided trim



TRD-26 shown with optional Oak Logs and optional 4-sided trim



TRD-33 Insert shown with
Birch Logs and optional 4-sided trim

AM-TRD-BROCH-CAT June 2020

Distributed By:

Product updates, specifications and dimensions are subject to change. Please refer to the product manual to verify measurements and clearance requirements. All local building codes must be followed.

Amantii

Visit our online showrooms at:

www.amantii.com