

# 6K/8K Series

DIRECT VENT GAS FIREPLACES

HEAT & GLO®



# 6K/8K Series



The 6K/8K Series from Heat & Glo® is the best-selling mid-range gas fireplace ever. A remarkable balance of flame, glow and ambiance, the 6K/8K Series offers the look and feel of a traditional fire with the design-forward technology of voice control and heat management.

You'll enjoy a luxury fireplace feel with the exceptionally large viewing area. The premium true-to-life logs above the glow of an appealing ember bed are so realistic, your friends may ask to add another log to the fire. All this and more will quickly make a place in front of this fire your favorite spot in the house.

Whether your home is traditional, modern or transitional, the 6K/8K Series gas fireplace has a style to suit you. Multiple on-trend front styles feature ClearVue™ screen technology that ensures a safe experience with an exceptional view. Choices of interior brick patterns, black glass and hand-crafted logs fit any home décor.



Cover: 6KX with Birch Logs

Above: 8KX-TG shown with Tranquil Greige interior panels, Forge front and Ozark mantel shelf with Ebony stain

Left: 8KX-CU shown with Calm Umber interior panels, Loft front, Blue Tundra marble surround and Malone mantel



See it burn!

## PRODUCT DETAILS: TRADITIONAL



## INTERIOR OPTIONS

### PANELS



SERENE JUTE



CALM UMBER



TRANQUIL GREIGE



MATTE BLACK GLASS



REFLECTIVE BLACK GLASS

AESTHETIC COMPARISON	KX	KL	K
Sizes	36" & 42"	36" & 42"	36" & 42"
Decorative Fronts & Finishes	14	14	14
LED Back Lighting	✓	✓	N/A
LED Ember Bed Lights	✓	N/A	N/A
Virtually Invisible Glass	✓	N/A	N/A
High Definition Logs	✓	N/A	N/A

COMFORT & CONVENIENCE COMPARISON	KX	KL	K
Electronic Ignition	✓	✓	✓
Smart Home Capable	✓	✓	✓
Heat Management Ready	✓	✓	✓
Touchscreen Remote with Dynamic Thermostat	✓	✓	*
Variable Speed Fan	✓	*	*

\* Optional

Above: 8KX shown with reflective black glass interior panels, birch logs, Portrait front with Satin Nickel trim and white non-combustible mantel shelf



K

BLACK METAL INTERIOR  
BLACK FOLIO FRONT  
STANDARD DEFINITION OAK LOGS



KL

SERENE JUTE INTERIOR  
BRONZE CHAPEL FRONT  
STANDARD DEFINITION OAK LOGS



KX

MATTE BLACK GLASS INTERIOR  
PORTRAIT FRONT  
BIRCH LOGS



KX

CALM UMBER INTERIOR  
FORGE FRONT  
HIGH DEFINITION OAK LOGS

## PRODUCT DETAILS: MODERN



## INTERIOR OPTIONS

### MEDIA



CRYSTAL GLASS



COPPER GLASS



SMOKED GLASS



GRAPHITE GLASS

### PANELS



MATTE BLACK GLASS



REFLECTIVE BLACK GLASS

### LOGS & STONES



DRIFTWOOD LOGS



STONES

AESTHETIC COMPARISON	KMOD
Sizes	36" & 42"
Decorative Fronts & Finishes	✓
Electronic Ignition	✓
Smart Home Capable	✓
Heat Management Ready	✓
Touchscreen Thermostat with DT	*
Variable Speed Fan	*



\* Optional

Left: 8K Modern shown with reflective black glass interior panels, smoked and crystal glass media and Gun Metal Loft front


# FRONTS



**FOLIO**

Casual, simple design blends the fireplace into its surroundings.


Available in Black



**STUDIO**

Simplistic styling has an elegant feel with clean lines that fit any home décor.


Available in Black, Gun Metal and New Bronze



**PORTRAIT**

Bridges modern and traditional designs with its chic profile and plated trim.

Available in Black with trim in Burnished Brass, Vintage Copper or Satin Nickel



**LOFT with ClearVue™ mesh**

Elements of farmhouse and country continue to evolve into many interior design styles.


Available in Black, Gun Metal and New Bronze



**CHAPEL with ClearVue™ mesh**

A beautiful arch created by heavy 3-D square bars portrays a refined traditional look.

Available in Black, Gun Metal and New Bronze



**FORGE with ClearVue™ mesh**


A hammered forged look is tried and true as a high-end look for your traditional fireplace.

Available in natural finish

## FINISHES



BLACK




GUN METAL




NEW BRONZE


## PORTRAIT TRIM COLORS



BURNISHED BRASS



SATIN NICKEL



VINTAGE COPPER



## CONTROLS

### INTELLIFIRE APP

All the features of a remote control with an app installed on your smart device. Monitor your fire from anywhere or even control it with the sound of your voice. IntelliFire is compatible with voice assistants Amazon Alexa and Google Assistant.



### TOUCHSCREEN REMOTE

Features: on/off, flame height adjustment, fan speed, lights adjustment, thermostat mode, room temperature readout, child lock, timer mode, battery backup, cold climate mode, power vent, wall docking station (fan, lights and power vent are dependent on your fireplace).



### WIRELESS WALL SWITCH

Features: on/off, battery strength indicator, cold climate mode



Left: 6KX-BI-BIR shown with Birch logs, Reflective Black Glass interior panels and Portrait front with Satin Nickel trim

Right: 6KL-TG shown with Tranquil Greige interior panels and Black Studio front





## HEAT MANAGEMENT SOLUTIONS

### PASSIVE HEAT™

Disperse heat naturally (no fan) into the room, lowering surface temperatures so you can place a TV or artwork just 12" above the fireplace. Choose side, front or open-wall registers.



Side Register



Front Register



Open-wall Register

### HEAT-ZONE® TECHNOLOGY

Draw heat from your fireplace to another room in your home. Redirect up to 50% of the heat, while reducing wall temperatures above the fireplace.



### HEAT-OUT® TECHNOLOGY

Draw heat from your fireplace and direct it outside. Redirect up to 40% of the heat while reducing wall temperatures above the fireplace.



## KEY TECHNOLOGIES



### INTELLIFIRE TOUCH IGNITION SYSTEM

IntelliFire Touch is our most advanced intermittent-pilot ignition (IPI) system, making operating your appliance simple, smart and safe. Select the IntelliFire app, touch-screen remote control or wireless wall switch for the solution that fits your lifestyle.



### DIRECT VENT TECHNOLOGY

Direct Vent fireplaces remove 100% of combustion exhaust and odors outside of the home. These sealed fireplaces provide optimal heat, conserve energy and ensure clean, safe indoor air quality.



# SPECIFICATIONS

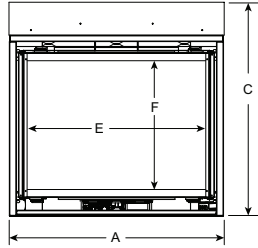
## 6/8 K-KL-KX

MODEL	FRONT WIDTH (A)		BACK WIDTH (B)		HEIGHT (C)		DEPTH (D)		VIEWING AREA (E X F)
	UNIT	FRAMING	UNIT	FRAMING	UNIT	FRAMING	UNIT	FRAMING	
6K-KL-KX	41" (1041)	42" (1067)	28-3/8" (721)	42" (1067)	40-7/8" (1038)	40-1/8" (1019)	21-7/16" (545)	22" (559)	34-1/4" X 24-3/4" (870 X 629)
8K-KL-KX	48-1/16" (1221)	49" (1245)	35-3/8" (899)	49" (1245)	42-7/8" (1089)	42-1/8" (1070)	21-7/16" (545)	22" (559)	41-1/4" X 26-11/16" (1048 X 678)

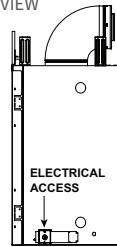
LEFT VIEW



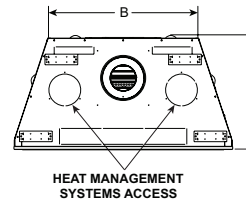
FRONT VIEW



RIGHT VIEW



TOP VIEW



BTUs	NG	LP
6K	16,000 - 30,000	17,000 - 29,000
6KL	18,000 - 35,000	18,000 - 34,000
6KX	22,000 - 40,000	21,000 - 40,000

8K	19,000 - 35,000	17,000 - 34,000
8KL	20,000 - 40,000	22,000 - 40,000
8KX	23,000 - 45,000	23,000 - 44,000

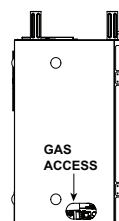


Learn More  
Traditional

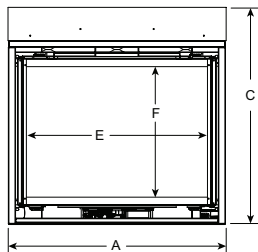
## 6/8 MODERN

MODEL	FRONT WIDTH (A)		BACK WIDTH (B)		HEIGHT (C)		DEPTH (D)		VIEWING AREA (E X F)
	UNIT	FRAMING	UNIT	FRAMING	UNIT	FRAMING	UNIT	FRAMING	
6K MODERN	41" (1041)	42" (1067)	28-3/8" (721)	42" (1067)	40-7/8" (1038)	40-1/8" (1019)	21-7/16" (545)	22" (559)	34-1/4" X 24-3/4" (870 X 629)
8K MODERN	48-1/16" (1221)	49" (1245)	35-3/8" (899)	49" (1245)	42-7/8" (1089)	42-1/8" (1070)	21-7/16" (545)	22" (559)	41-1/4" X 26-11/16" (1048 X 678)

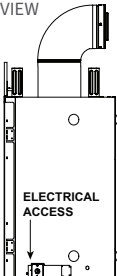
LEFT VIEW



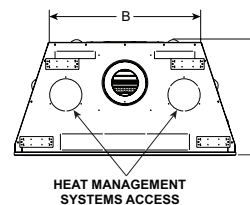
FRONT VIEW



RIGHT VIEW



TOP VIEW



BTUs	NG
6MOD	17,000 - 34,000
8MOD	18,000 - 36,000



Learn More  
Modern

Dimensions are in inches and millimeters. Product information is not complete and is subject to change without notice. Product installation must adhere strictly to instructions shipped with product. We recommend measuring individual units at installation. NOTE: Combustible material should not cover the face. Refer to installation manual for detailed specifications on installing this product. Hearth & Home Technologies' reserves the right to update units periodically. Actual product appearance, including flame, may differ from product images.

For complete information on this model, please contact us at:



### OUR SUSTAINABILITY STORY

Our history of leadership in the hearth industry compels us to now lead the way in developing manufacturing practices that ensure our planet remains as durable, beautiful and long-lasting as our products. Find out how we are leading the industry in sustainable practices by scanning the code.

### LIMITED LIFETIME WARRANTY<sup>1</sup>

The strongest in the industry, Heat & Glo provides a limited lifetime warranty on the most important aspects: firebox and heat exchanger.

1: For full warranty details see [heatnglo.com](http://heatnglo.com)  
Fireplace glass and other surfaces get extremely HOT and can cause severe burns if touched. Do not remove the protective safety screen from the front of the glass. Keep a safe distance away. To learn more visit [www.heatnglo.com/fireplace-safety](http://www.heatnglo.com/fireplace-safety)

Google, YouTube and Google Home are trademarks of Google LLC. Amazon, Alexa, and all related logos are trademarks of Amazon.com, Inc. or its affiliates.

**HEAT & GLO**  
No one builds a better fire

Web: [heatnglo.com](http://heatnglo.com)  
Phone: (888) 427-3973

facebook.com/HeatandGlo  
x.com/HeatandGlo  
youtube.com/HeatandGlo



HN-1179U-0524